



e-ISSN: 2319-8753 | p-ISSN: 2347-6710

IJIRSET

International Journal of Innovative Research in
SCIENCE | ENGINEERING | TECHNOLOGY



INTERNATIONAL JOURNAL OF INNOVATIVE RESEARCH

IN SCIENCE | ENGINEERING | TECHNOLOGY

Volume 11, Issue 6, June 2022

ISSN INTERNATIONAL
STANDARD
SERIAL
NUMBER
INDIA

Impact Factor: 8.118



9940 572 462



6381 907 438



ijirset@gmail.com



www.ijirset.com

An Online Student Data Management System

Vaishnavi Lungare¹, Akshata Joshi², Sakshi Shinde³, Dhanashri Undale⁴, Pushpa Jadhav⁵

U.G. Student, Department of Computer Engineering, JSPM'S Bhagwant Institute of Technology, Barshi,
Maharashtra, India^{1,2,3,4}

Associate Professor, Department of Computer Engineering, JSPM'S Bhagwant Institute of Technology, Barshi,
Maharashtra, India⁵

ABSTRACT: Student Portal is a specially designed website that helps to bring information together from different sources in a uniform way. Student Portal is a web application which is mainly focused on one who are trying to learn known as students and the one who trying to teach a learner known as teachers. The members in this portal can exchange information in different formats such as images, pdf, messages etc. This application will be very useful for students to get updated to latest information. Student Portal provides services like study materials, Forums, news and events.

KEYWORDS: Portal, Student, Teacher, Forums.

I. INTRODUCTION

Online student portal is a web application which is useful for learners to choose right information. Student portal works like, initially the one who needs to get access only after his or her registration to the application. The membership is only provided by the admin after checking the correctness of information provided by the user. This application can be implemented in a specified organization or with a world-wide access. Only the members can make use of services provided in student portal. Thus, a guest user can only view the home page of the web application. After the successful login by the credentials given by the admin user can make use of the services easily. This portal acts as an information center and can also be said to be a bridge of communication between the students and teachers.

If the Students need to clear their doubts, then a discussion forum can be use which is available in the application. To share and avail study materials, users can publicly upload the materials which is useful for studying purposes. This online portal is a quite useful web application and can be implemented in a particular organization or institution. Here students are the main target users. Thus, in this application all the features are executed successfully. Paper advertising on notice board is also used around the campus. However, notice boards do not seem popular as they cannot be accessed on student's hand-held devices. Hence it is mostly ignored. Sometimes the adverts or notices placed have gone out of date before student's even gets to see them.

And due to the pandemic, the online education system is widely used all over areas. It is most easy and user friendly way to the student. So, this Student Portal project is very useful and accessible to colleges and also with the certain modifications it can be used for schools as well as other organizational purpose. In the higher education context, mobile student portals are designed to increase accessibility to almost everything that a student associated with the campus needs.

In this project, we provided a security so that only admin, staff and teachers can update information on the portal. Students can only read and post their assignment, works etc. Notifications are provided so that student will get notify about the activity, notice or any other events that are posted by the teacher.

II. RELATED WORK

The 21st century has brought about a massive change in the world of education. Gone are those days when teaching was limited only within the confines of a classroom. The internet has brought about a paradigm shift in the fundamental way in which learning is done. It has taken learning beyond the hallowed walls of the universities and into the palms of everyone.

Online learning has evolved far beyond its original capabilities. Current advances in online learning enable the student to play an active role in the learning process, with regular feedback and assessments. This has greatly improved the effectiveness of the teaching system, bringing it on par with classroom-based learning. Some of the features that give an edge to online education are: 1] Less expensive than traditional teaching methods. 2] Flexibility. 3] Much less infrastructure required. 4] Standardized quality.

In this project firstly student or admin have to login. Then they can see home page of portal where, student can register, add activities such as add attachments of assignments, images, pdf of their work as well as they can download uploaded stuff on portal. Also, after submission or registration admins can edit information accordingly.

Due to the student forum feature in this portal, it is easy to know the doubts/queries of students and provide solutions to them right away.

III. METHODOLOGY

In this portal in login section validations can be applied so that only students which are register by the teachers can have access to this portal. Different features are provided to students like the forum section where students can be interactive to resolve their doubts find out the solutions to the problem with learning spirit. Also, in this section they can download materials regarding study uploaded by the teacher or students.

IV. EXPERIMENTAL RESULTS

Figures show the results of home page where login button is present after click that you will navigate to the login page where teacher can log in with the username and password and student get logged in with username and password provided by the teachers. If any other user trying to log in, then log in access will be denied or anyone trying to log in with Invalid username or password the access denied message will show.

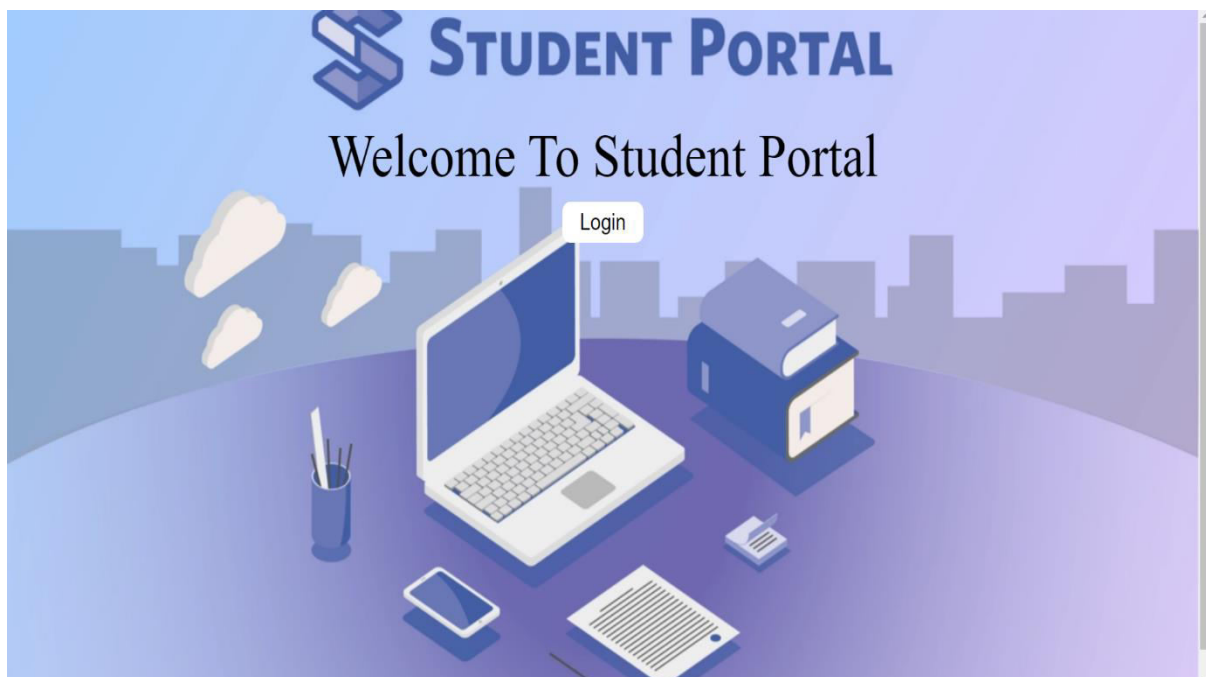
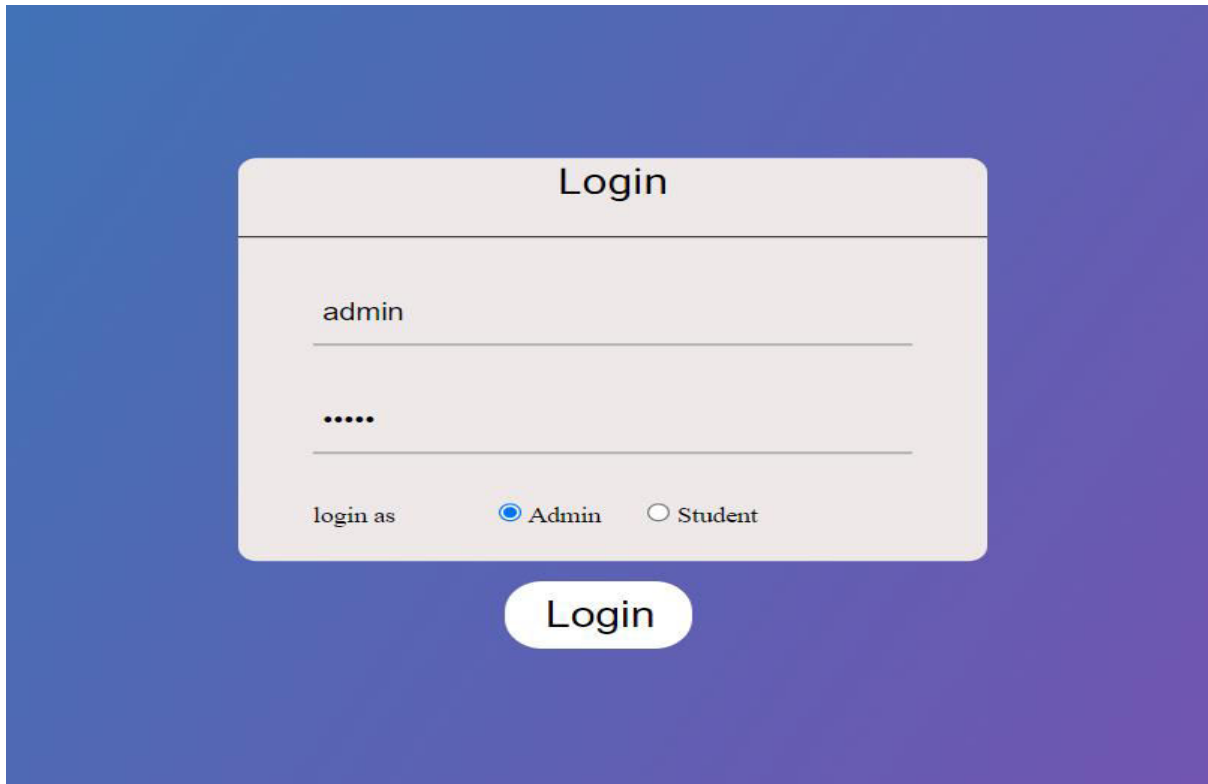
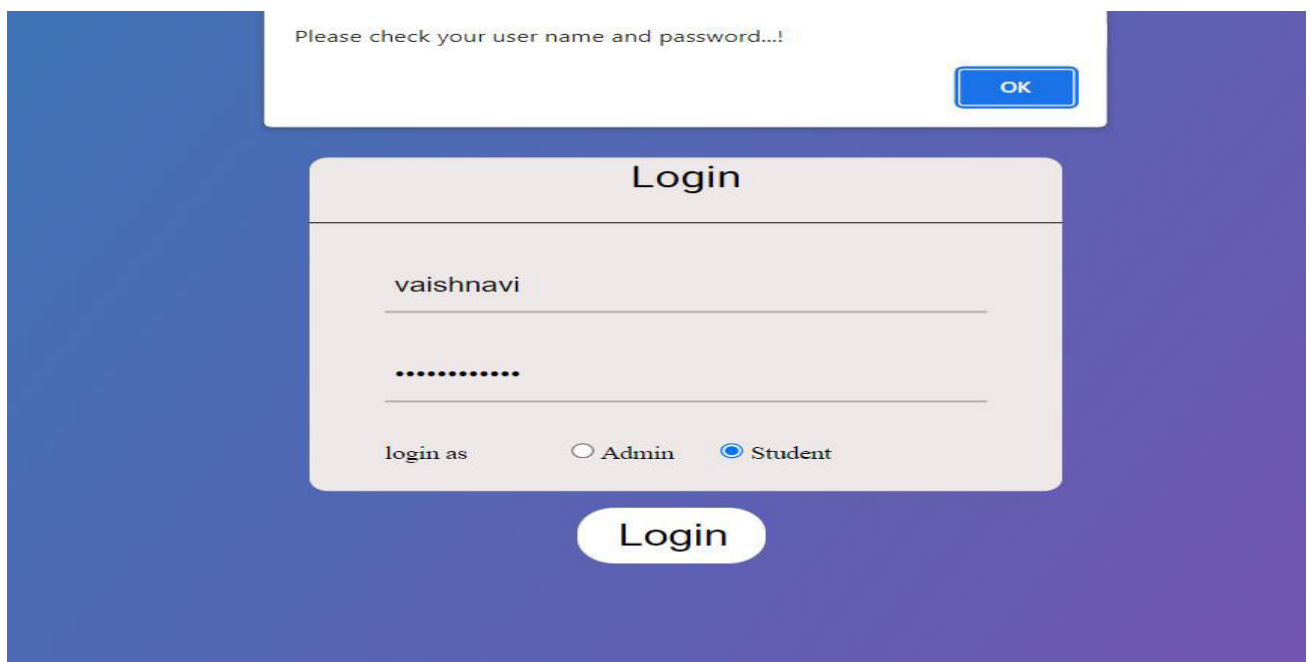


Figure 1 : Home page



A screenshot of a login page with a blue-to-purple gradient background. In the center is a light gray rectangular box titled "Login". Inside the box, the username "admin" is entered in the first field, and the password is represented by six dots in the second field. Below the fields, the text "login as" is followed by two radio buttons: "Admin" (which is selected) and "Student". Below the entire box is a white rounded button with the text "Login".

Figure 2 : Login page



A screenshot of the same login page as Figure 2, but with a validation error. At the top, a white message box with a yellow border contains the text "Please check your user name and password...!". To the right of the message is a blue "OK" button. The login box below shows the username "vaishnavi" and a password of ten dots. The "login as" section now has the "Student" radio button selected, while "Admin" is unselected. The "Login" button remains at the bottom.

Figure 3 : Login page with validation

Fig. 2. Admin/Teacher page here is the main page of this portal where teacher can register students and enter their details also with that teacher can have access to features like adding activity, events, notes, uploadingpdf, images also with that editing features of activity and other feature and teacher also can see and download pdf or images uploaded by the students.



Figure 4 : Admin Page

←





















RollNo	fname	lname	email	username	password	Actions
1	Vaishnavi	Lungare	vaishnavi@gmail.com	Vaishnavi	Vaishnavi@123	 
2	Dhanashri	Undale	dhanashri@gmail.com	Dhanashri	Dhanashri@123	 
3	Sakshi	Shinde	Sakshi@gmail.com	Sakshi	Sakshi@123	 
4	Akshata	Joshi	akshataj@gmail.com	akshata	Akshata@123	 
5	Rupali	Ghogare	rupalig@gmail.com	Rupali	Rupali@123	 
6	Reshma	Valekar	reshmav@gmail.com	Reshma	Reshma@123	 
7	Garima	salni	garimas@gmail.com	Garima	Garima@123	 
8	Nilam	momin	nilamm@gmail.com	Nilam	Nilam@123	 
9	Renuka	kulkarni	renukak@gmail.com	Renuka	Renuka@123	 
10	vaishnavi	lungare	vaishnavil@gmail.com	vaishnavi	Vaishnavi@123	 

Figure 5 : Student Detail Display Page

[← Back](#)

[Downloadfiles](#)

ActivityName	details	Notice	date	Actions
Exam notice	Students should complete all their submission work before examination	Winter semester examination start from next week	2022-06-15	Edit Delete Download
Submission Notice	Students should submit their work before submission dates	Submission Date will be ended in next week	2022-06-15	Edit Delete Download
Events	Students please pay attention Poster presentation event will be going to start in next week please be prepare with your work	Poster presentation to be held in next week	2022-06-15	Edit Delete Download
Results Notice	Students please pay attention your Summar semester result will be declared please check your result	Summar semester result will be declared	2022-06-15	Edit Delete Download

Figure 6 : Activity, events and other detail display page

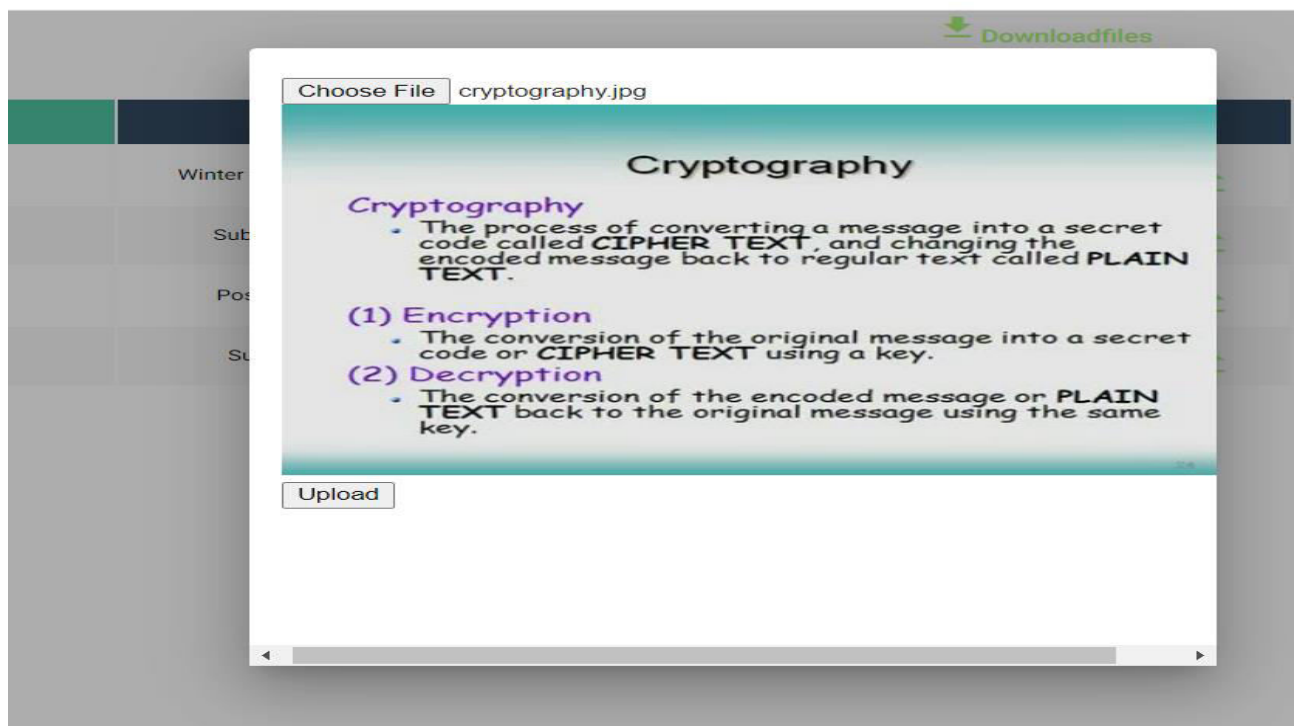
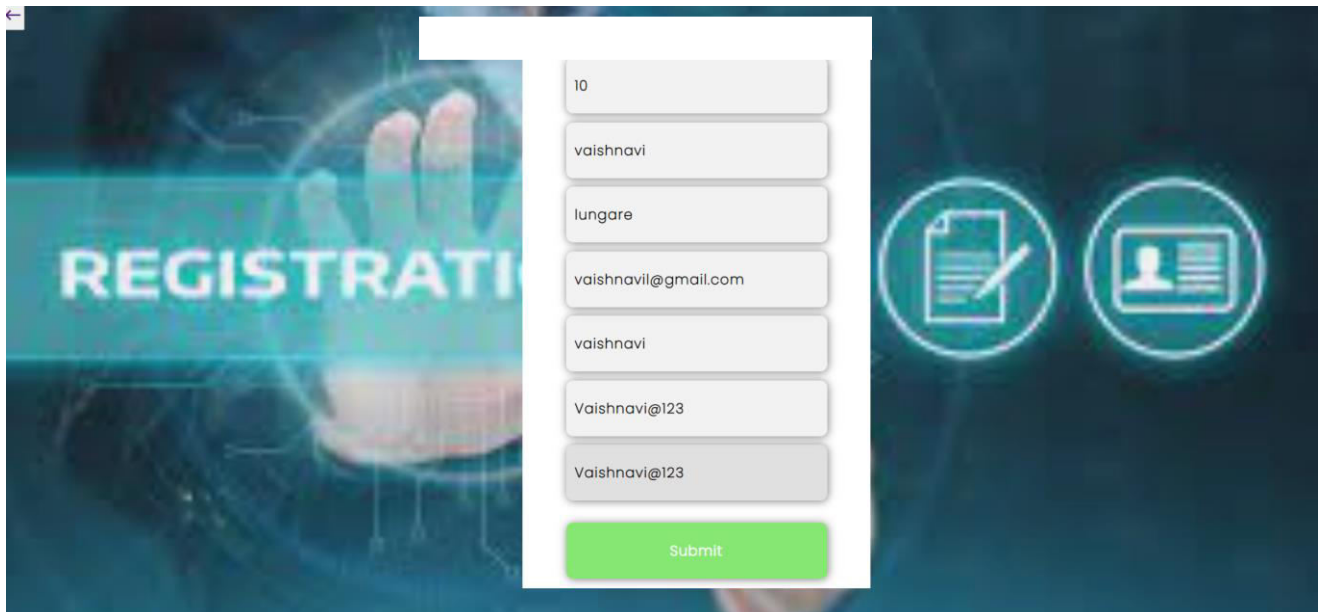


Figure 7 : Attachment Upload page

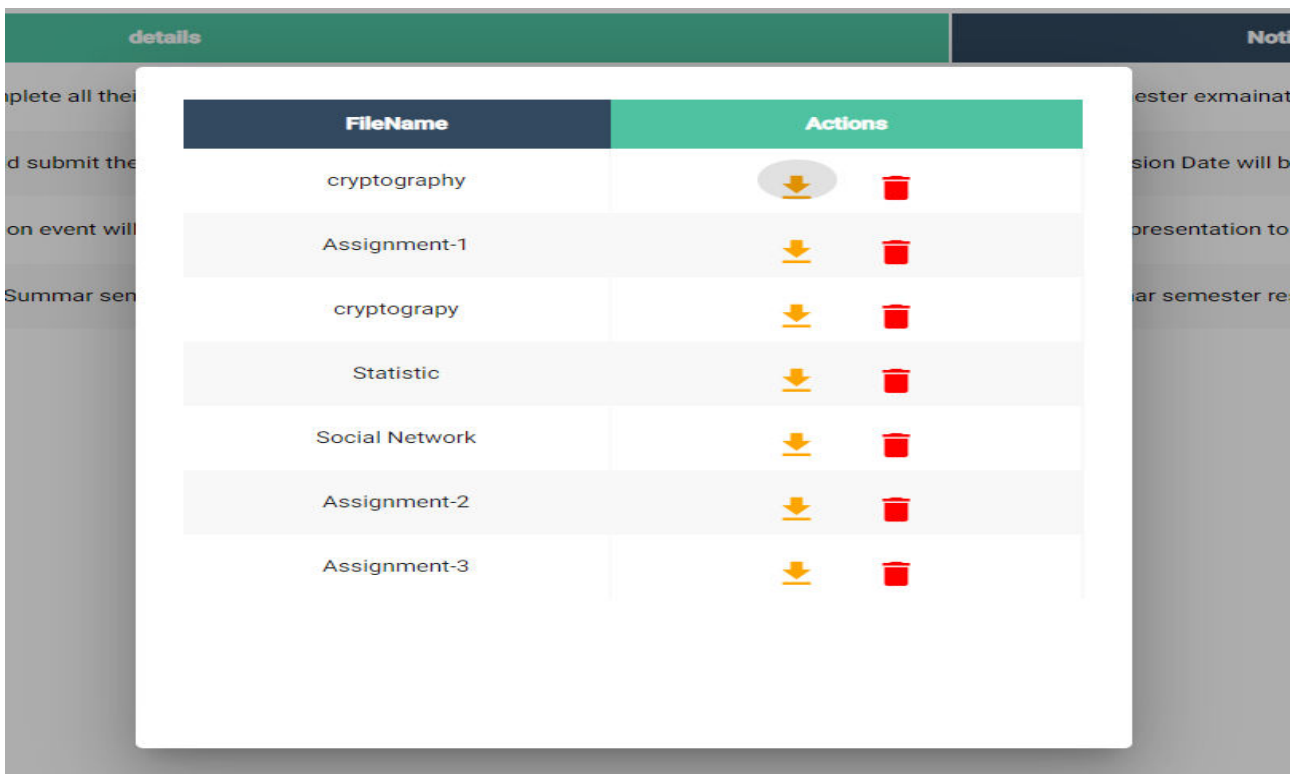


The registration page features a futuristic background with a hand being scanned and the word "REGISTRATION" in large, glowing letters. On the right, there is a form with the following fields:

- 10
- vaishnavi
- lungare
- vaishnavil@gmail.com
- vaishnavi
- Vaishnavi@123
- Vaishnavi@123
- Submit

There are also two circular icons on the right: one with a document and a pencil, and another with a person icon.

Figure 8 : Registration page



The screenshot shows a table with two columns: "FileName" and "Actions". The table lists several files, each with a download icon and a delete icon. The first row is highlighted in green.















FileName	Actions
cryptography	 
Assignment-1	 
cryptograpy	 
Statistic	 
Social Network	 
Assignment-2	 
Assignment-3	 

Figure 9 : Download Attachments Page

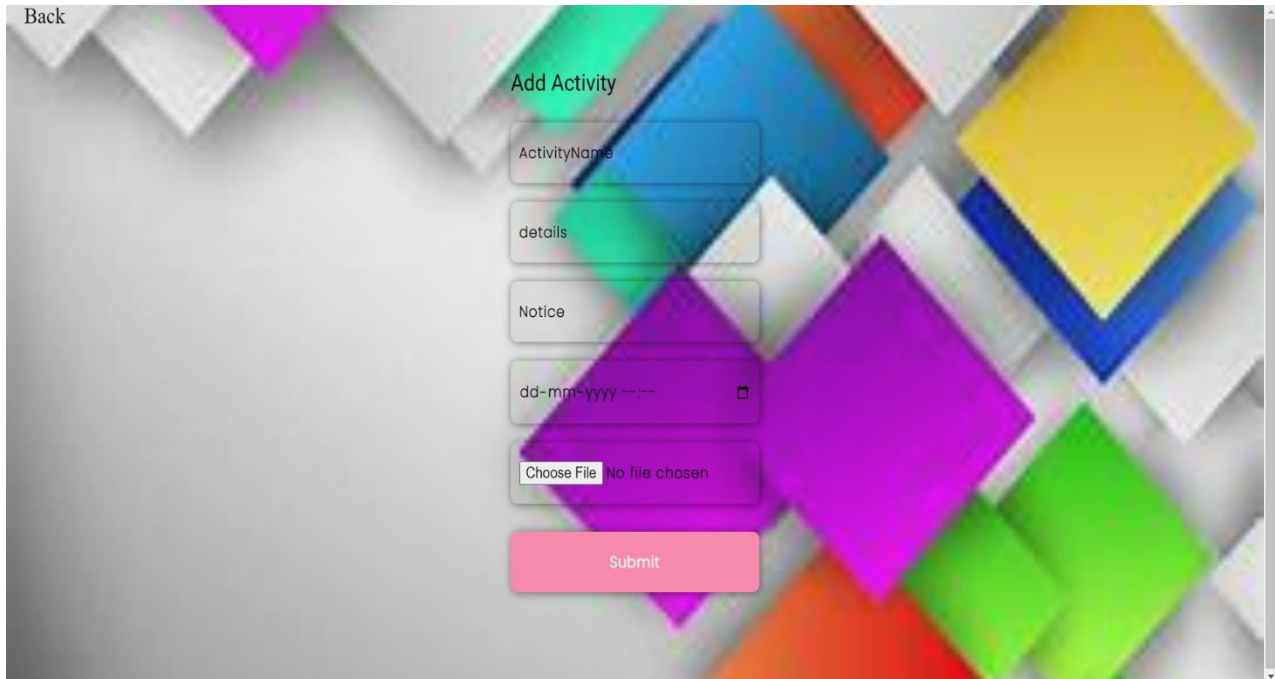



Figure 10 : Activity Page

Fig. 3 Student page here is the page where students can see the information i.e., the activities, notes, events or any other information's that the teacher have shared also in this there are some features provided to student like they can upload pdf, images and also download pdf, images. this page comes with one other section that is the forum section where student can discuss about their doubts here, they can post any doubts or solution to doubts of any other student.



ActivityName	details	Notice	date
Exam notice	Students should complete all their submission work before examination	Winter semester examination start from next week	2022-06-15
Submission Notice	Students should submit their work before submission dates	Submission Date will be ended in next week	2022-06-15
Events	Students please pay attention Poster presentation event will be going to start in next week please be prepare with your work	Poster presentation to be held in next week	2022-06-15
Results Notice	Students please pay attention your Summer semester result will be declared please check your result	Summer semester result will be declared	2022-06-15

Figure 11 : Student page

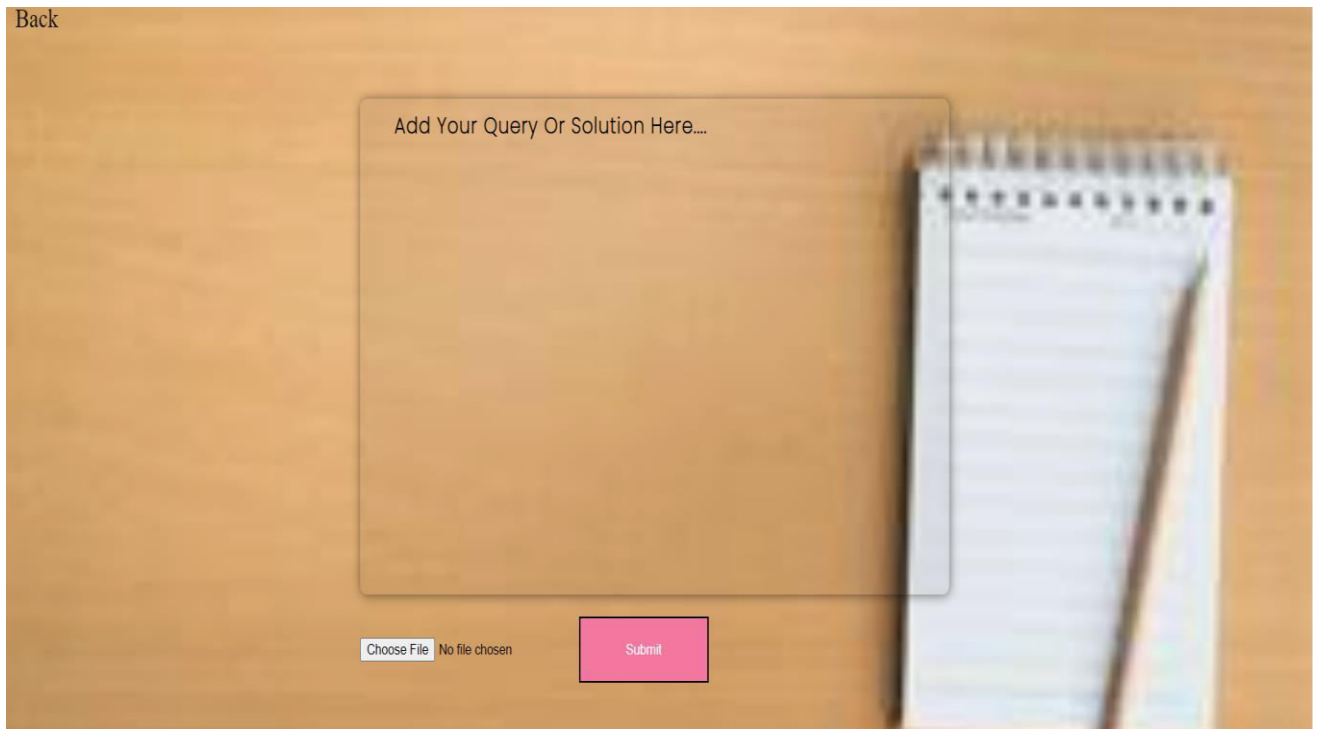


Figure 12 : Add Post Page/Forum Page

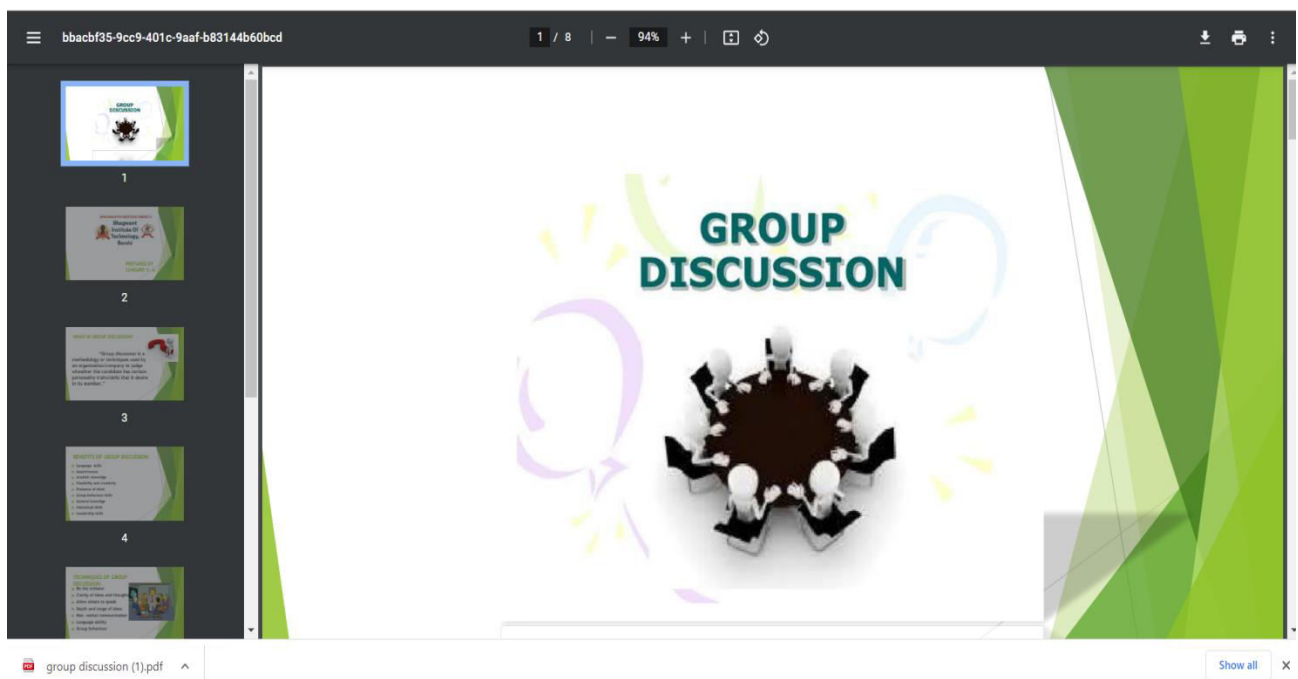


Figure 13 : preview of Attachment after downloading page

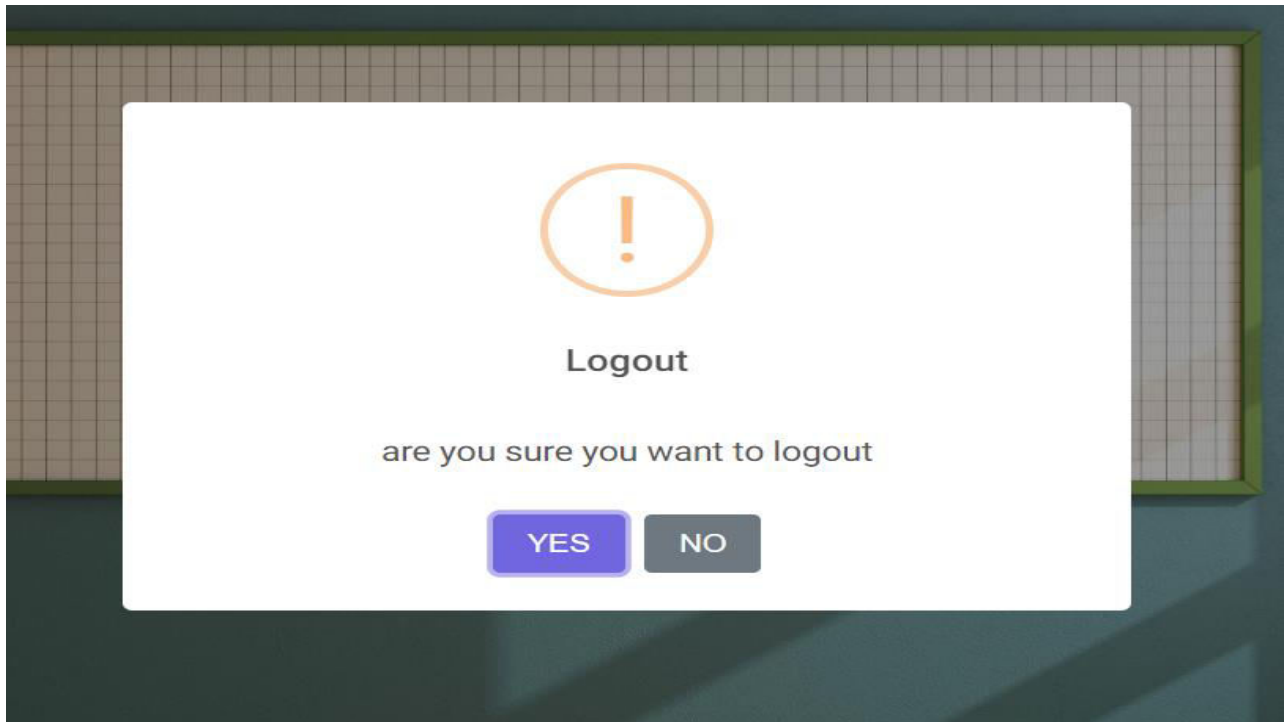


Figure 14 : Logout Page

V. CONCLUSION

The research is based on the implementation of a web portal in web development platform. It can be easily implemented in any institution without much modification. Some of the user requirements are user friendliness, data security and data maintainability. All these requirements are included in this project. The maintenance is done only by authorized person which called as admin user. Thus, the application is more flexible and changes can be made without any difficulty. In future, the system can be extended to conduct various interacting sections for each and every person comes under the college or institution. Also, more discussion forums can be introduced in order to know each moment in college.

REFERENCES

- [1] Angular Tutorial - <https://angular.io/guide/forms-overview>
- [2] DUKE, (2009). Personal response system. Center For Instructional Technology, Duke University. Retrieved March 6, 2009, from <http://cit.duke.edu/tools/classroom/prs.html>
- [3] Factors Affecting Faculty Web Portal Usability, Rex P. Bringula and Roselle S. Basa College of Computer Studies and Systems, University of the East-Manila, Philippines
- [4] International Journal of Software Engineering and Its Applications Vol. 5 No. 2, April, 2011 Developing Web Application Sabah Al-Fedaghi Computer Engineering Department.
- [5] International Journal of Web Portals (IJWP), Editors-in-Chief: Maria Manuela Cruz-Cunha (Polytechnic Institute of Cavado and Ave, Portugal) and Emanuel Soares Peres (University of Trás-os-Montes and Alto Douro, Portugal) Published Quarterly. Est. 2009.
- [6] Learn Spring-bootcrud operation Tutorials –GeeksForGeeks <https://www.geeksforgeeks.org/spring-boot-crud-operations/>
- [7] S.R. Bharamagoudar, Geeta R.B. and S.G. Totad, “Web Based Student Information Management System”, Andhra Pradesh, vol. 2, pp. 2342-2348, June 2013.



INNO SPACE
SJIF Scientific Journal Impact Factor
Impact Factor: 8.118



ISSN INTERNATIONAL
STANDARD
SERIAL
NUMBER
INDIA



INTERNATIONAL JOURNAL OF INNOVATIVE RESEARCH

IN SCIENCE | ENGINEERING | TECHNOLOGY

 **9940 572 462**  **6381 907 438**  **ijirset@gmail.com**



www.ijirset.com

Scan to save the contact details